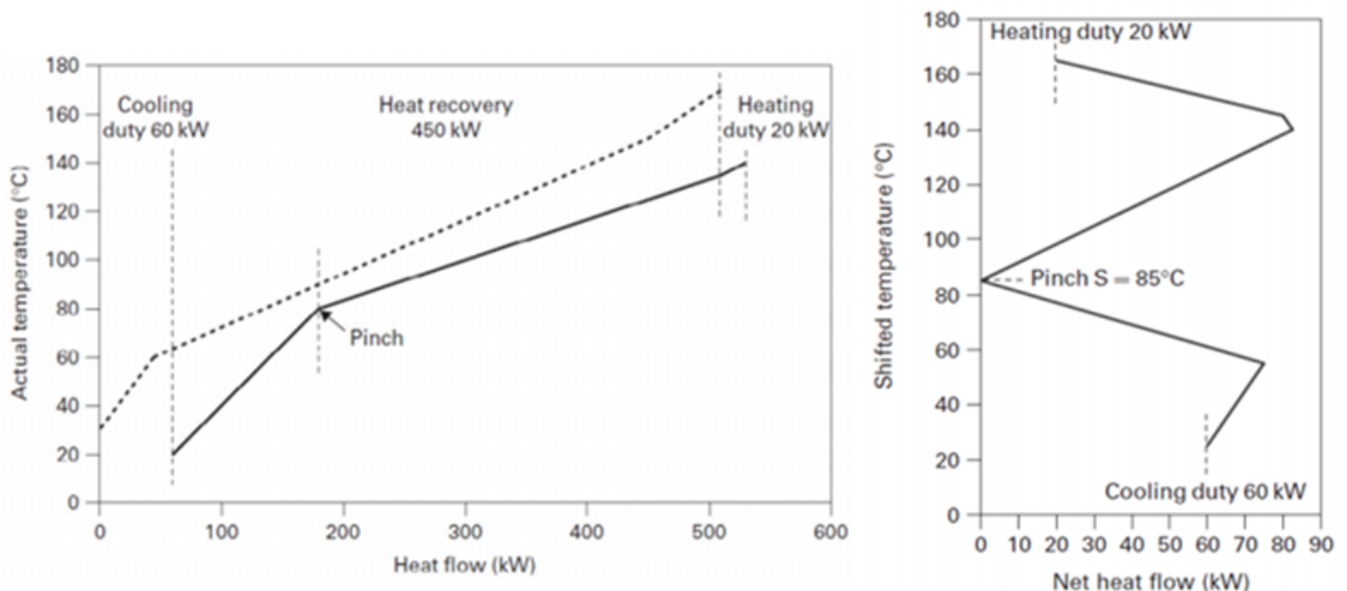


# Pinch Analysis in the Oil&Gas Industries

*Author: Mauro Capocelli, Researcher, University UCBM – Rome (Italy)*

## 1. Theme description

Energy recovery and process integration is the most direct solution if for the increasing of process efficiency. In the industrial processes (in in particular in the chemical and petrochemical sector) the performance improvement is mandatory in order to face the climate change as well as the growing energy crisis. This objective can be achieved by integrating systems for the simultaneous minimization of the objective functions: the investment cost and the energy consumption.

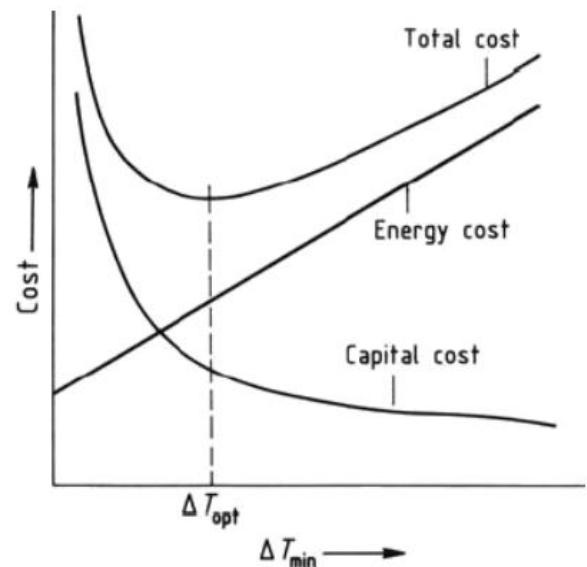


**Figure 1 – Composite curves and Grand composite curve example<sup>3</sup>**

By analysing the heat transfer, the optimal system is the one that balances the two abovementioned functions by identifying the most convenient way to transfer the heat between various fluids in the overall system (in a way compatible with the process control constraints, the need of spaces and the safety risks)[1]. This aspect is complex by its nature since the chances of interconnection in a plant configuration vary with the operating conditions. A systematic approach to this issue is given by Nishida and co-workers[2] that individuated from the theoretical point of view the two main areas of the process integration: the identification of the different possible alternatives and the development of heuristic criteria to discard the worst solutions. The Pinch Analysis (PA) was born from these necessities by some academic works as the one developed in the ETH of Zurich and Leeds University in the 70s[3]. The first systemic essay on the pinch technology was given by Linnhoff[4]. He applied thermodynamic fundamentals for improving the process efficiency, saving energy, reducing the investment cost and optimizing the process control. By analysing the heat flow cascade, Linnhoff defined the pinch point as the temperature level corresponding to a zero heat flux between the hot and cold fluid (Fig. 1) and proposed the graphical approach based on the Grand Composite Curve in order to simply evaluate the pinch and the energy target[5]. His works become the main textbooks on pinch analysis. He also established the Linnhoff March Ltd in 1983 offering process design services to international clients; in 90' around 80% of all the world's largest oil and petrochemical companies become its clients or sponsors. The expanded edition of 2006, "Pinch Analysis and Process Integration" is the fundamental book of modern PA[6]. These methods are now recognized also as fundamental for pollution prevention in the view of reusing and reducing the resources as well as optimizing end-of-pipe treatment and disposal[7].

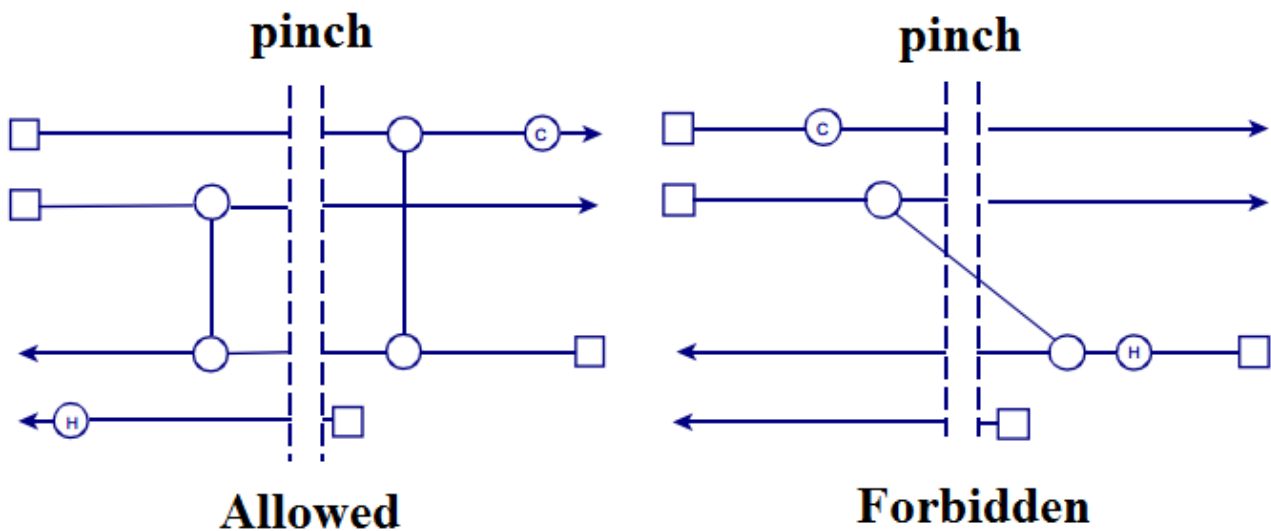
## 2.Theory and Practice

Intuitively, the main field of application of PA is the optimization of Heat Exchanger Networks (HEN) present in complex systems. The concept, based on the thermodynamic analysis, do not use advanced unit operations for the performance improvement, but has the aim to match the cold and hot process streams with a HEN that minimize the external energy supply. According to the PA fundamentals, the first step is to draw the heating and cooling curves to evaluate the minimum temperature difference  $\Delta T_{min}$  and the related energy target corresponding to reasonable values of the temperature differences.



The interval temperatures are used to compose a Grand Composite Curve (GCC) that gives the overall process overview in the temperature and heat flow diagram (Fig. 1). The smaller  $\Delta T_{min}$  the more heat can be transferred in the heat exchanger, but this will also lead to larger heat exchanger area which is costly. Hence, choosing an optimal  $\Delta T_{min}$  is possible only by integrating economic considerations.

The diagram is commonly divided into two sub problems defined by the pinch points (*i.e.* the constrained regions in which there is the minimum temperature difference between the streams). This approach has two main corollaries: do not transfer heat across the pinch; do not use external cooling above the pinch and external heating below the pinch[8] (as visible in Fig. 2).



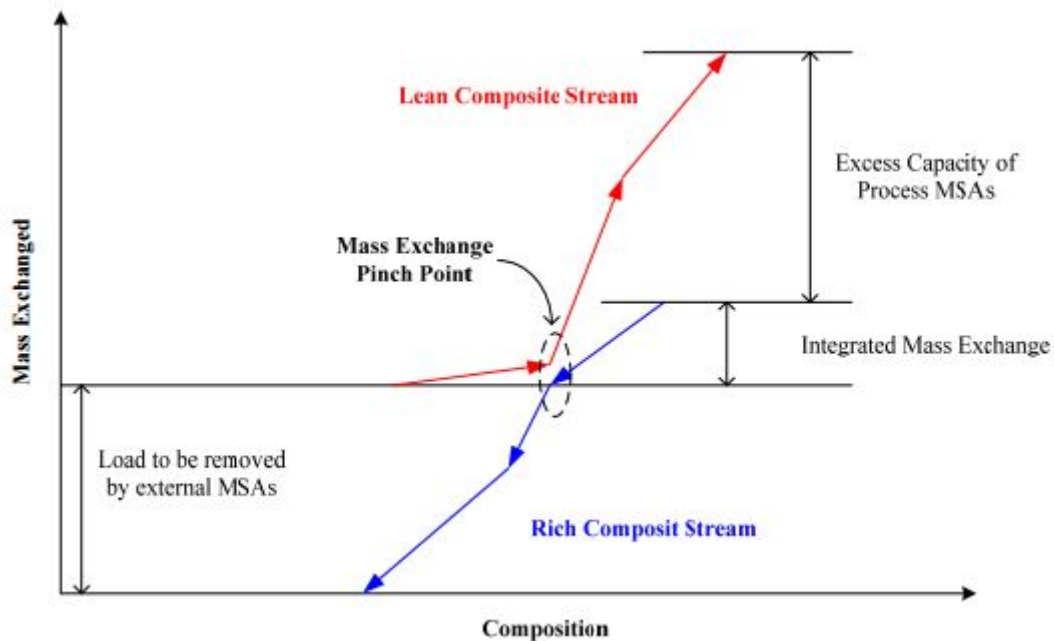
**Figure 2 – The separation of HEN and the main corollary of PA**

Globally, the application of Pinch analysis in the process industry is necessary for large, complex industrial facilities, where systematic methods are needed to identify the best opportunities to improve energy efficiency. The typical PA project is based on the fundamental stage of data acquisition (primarily heat loads and temperatures and economic parameters) regarding the process under consideration. Then, the analysis can be directed to:

- Selecting the best option for reducing the inefficiencies from an economic point of view (e.g. heat transfer units in distillation plants)
- Generating targets for each utility for high energy efficiency and low emissions (for design and retrofit)
- Debottlenecking and optimizing the integration of utilities in retrofit design
- Managing material resources, such as water and hydrogen (“water pinch” and “hydrogen pinch”) to minimize the makeup and the discharge (while maximizing the reuse).

This latest aspect can be characterized as the Mass Pinch analysis, developed by Mahmoud M. El-Halwagi, and Vasilios Manousiouthakis<sup>[9]</sup>, consisting in a thermodynamic procedure

used to identify the bottlenecks that limit the extent of mass exchange between the rich and the lean process streams (in order to improve the design and minimizing the cost).



*Figure 3 – Mass pinch diagram [El-Halwagi, 1998]*

### 3.Applications

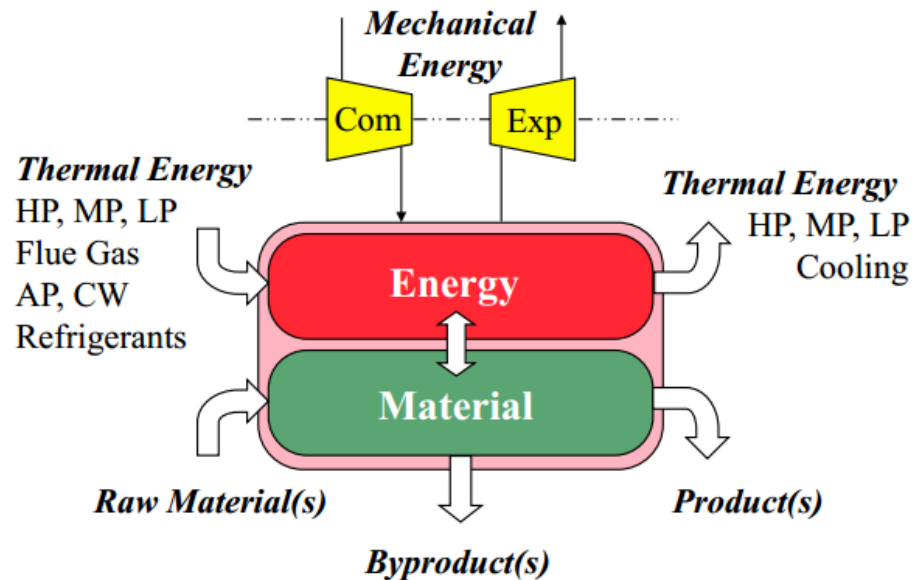
Since the Oil & Gas Sector is one of the major energy user and supplier, is highly integrated from the point of view of heating and cooling power and it is, therefore, the optimal candidate for PA.

The group of the Politecnico of Milano developed many strategies based on the PA for the optimal design of steam generators, boilers and heat recovery steam cycles. Their “HRSC Optimizer” has been applied with interesting results on Fischer Tropsch (FT) synthesis processes [10] (with high recovery of the unconverted gases) as well as integrated gasification combined cycle (IGCC-CCS). Joe and Rabiou improved the existing HEN of a Petroleum refining section revealing a 34% of energy saving by the definition of the optimal utility usage, number and surfaces of the exchangers [11]. Yoon et al., suggested the retrofit of a ethyl benzene plant by PA with a

payback time of less than one year and by reducing the opex of more than 5%[\[12\]](#). The application of PA in the retrofit design of the Tula distillation units is described by Briones in 1999 on the Oil&Gas Journal. The reduction of the fuel consumption by more than 40% (8 M\$/year) with a payback period of less than 2 years are among the main claimed results[\[13\]](#). An integrated design of the atmospheric and vacuum distillation units exploited opportunities for heat recovery and removed inefficiencies such as the use of stripping steam instead of reboilers, the use of heat sources (for example, vacuum residue and pump-arounds), the cogeneration in the steam and power plant.

A. Posada and V. Manousiouthakis[\[14\]](#) studied the methane reforming based hydrogen production plant with the purpose of finding minimum utility cost (hot, cold and electricity). Keshavarzian et al., described the PA of the para-xylene separation unit of Borzouyeh Petrochemical Company[\[15\]](#). Rossiter reported a detailed example of PA in crude distillation unit. After data acquisition, individuation of the energy target and the major inefficiencies, he individuated the main opportunities for retrofit design: i) to rearrange existing heat exchangers to increase feed preheating and/or steam generation; ii) to add heat transfer area to existing matches between hot and cold streams; iii) to add new exchanger to introduce new matches between the streams<sup>8</sup>. His retrofit design reached the recovery of 45% of the energy target (14 MBtu/h in the crude preheating and 12.2 MBtu/h for steam generation at 120 psig) with a net saving of more than 2.5 M\$ and a payback period of about 3 years. Shahani et al.[\[16\]](#) have suggested alternative design of hydrogen plants seen as a source of steam from waste heat recovery (apart from the primary purpose of producing hydrogen) because of the potentiality of the steam reforming to produce steam more efficiently than a conventional boiler. Further industrial case studies are reported on the IPIECA website[\[17\]](#).

For very large problems such as refining industries, mass and energy integration is necessary for reaching the best economic option. In similarity with the Heat exchange network, any synthesis process can be seen as the interconnection of different Mass Exchangers[18].



This broader vision derives from the concept of seeing a process as a converter of energy (degradation) and matter (separation). This systemic approach is typical of chemical engineering and process engineering that see any complex system as an integration of unit processes. This representation has been intuitively depicted by T. Gundersen in 2013[19] at the International Process Integration Jubilee Conference.

Examples of water and hydrogen PA in the oil & gas sector can be found[20] for the Energy Recovery at a Fluid Catalytic Cracking (FCC) Unit[21]. Rajesh et al.[22] have presented an integrated approach to obtain possible sets of steady state operating conditions for improved performance of an existing plant, using an adaptation of a genetic algorithm that seeks simultaneous maximization of product hydrogen and export steam flow rates. The hydrogen PA in a petroleum refinery has been presented by M.K. Oduola and T.B. Oguntola that evaluated that the hydrogen margin between source and sink units has

drastically reduced to about  $17\text{kNm}^3/\text{h}$  (~ 63% of reduction).[\[23\]](#) Nelson and Liu[\[24\]](#) created an automated pinch spreadsheet for the quick evaluation of hydrogen excess and the possible saving in the networks through the evaluation of sources and sinks by the Property Cascade Analysis (PCA) to establish the resource targets within a property integration framework. The fundamentals and the mathematical algorithms for wastewater minimization by PA can be found in the work of Wang and Smith[\[25\]](#).

Nevertheless, it is important to note that, if not bound properly and conducted by expert evaluators, the pinch analysis can lead to risky solutions or, simply, virtual solutions being not compatible with the system in which fall. The design must be therefore in depth examined by external expert auditors (in particular through the hazard analysis).

---

[\[1\]](#) Francesco G. Giacobbe 1986. Introduzione alla Pinch Technology. Le Pleiadi Editrice s.n.c.

[\[2\]](#) Nishida N., Stephanopoulos, G., Westerberg, A.W., 1981, A review of Process Synthesis, *Aiche J.*, 27.

[\[3\]](#) I. Kemp, I.C., 2006. Pinch Analysis and Process Integration: A User Guide on Process Integration for the Efficient Use of Energy (Second Edition). Butterworth-Heinemann (Elsevier).

[\[4\]](#) *AICHE Journal* Vol 24, Issue 4, July 1978, Pages: 633–642, Bodo Linnhoff and John R. Flower “Synthesis of heat exchanger networks: I. Systematic generation of energy optimal networks”

[\[5\]](#) *ICHEME User Guide on Process Integration for the Efficient Use of Energy*, 1st edition, in 1982



**[6]** Kemp, I.C. (2006). Pinch Analysis and Process Integration: A User Guide on Process Integration for the Efficient Use of Energy, 2nd edition. Includes spreadsheet software. Butterworth-Heinemann. ISBN 0-7506-8260-4.

**[7]** Pollution Prevention through Process Integration: Systematic Design Tools Di Mahmoud M. El-Halwagi. Pollution Prevention through process integration. Academic Press, San Diego 1997.

**[8]** A.P. Rossiter. Improve Energy Efficiency via Heat Integration 2010. Heat Transfer Aiche. [www.aiche.org/cep](http://www.aiche.org/cep)

**[9]** M.M. El-Halwagi and V. Manousiouthakis, Synthesis of mass exchange networks Aiche J. Volume 35, Issue 8 August 1989 Pages 1233–1244

**[10]** Martelli et al., 2012; Design criteria and optimization of heat recovery steam cycles for high efficiency, coal-fired, Fisher-Tropsch Plants. Proceedings of ASME Turbo Expo 2012; 2012, Copenhagen, Denmark

**[11]** John M. Joe, Ademola M. Rabiou. Retrofit of the Heat Recovery System of a Petroleum Refinery Using Pinch Analysis. Journal of Power and Energy Engineering, 2013, 1, 47-52.

**[12]** Yoon S-G., Lee, J., Park, S., Heat integration analysis for an industrial ethylbenzene plant using pinch analysis. Applied Thermal Engineering 2007; 27:886-93.

**[13]** Victor Briones, Ana L. Pérez, Luz M. Chávez, Rubén Mancilla, Marisol Garfias, Rodolfo Del Rosal, Nancy Ramírez Pinch analysis used in retrofit design of distillation units, 1999.

<http://www.ogj.com/articles/print/volume-97/issue-25/in-this-issue/refining/pinch-analysis-used-in-retrofit-design-of-distillation-units.html>

**[14]** A. Posada and V. Manousiouthakis. Heat and Power Integration Opportunities in Methane Reforming based Hydrogen Production with PSA separation

**[15]** S. Keshavarzian, V. Verda, E. Colombo, P. Razmjoo. Fuel

saving due to pinch analysis and heat recovery in a petrochemical company

[16] Shahani G.H, Garodz LJ, Murphy KJ, Baade WF, Sharma P. Hydrogen and utility supply optimization. Hydrocarbon Processing. 1998;77(9):143-148.

[17] Pinch Analysis IPIECA  
<http://www.ipieca.org/energyefficiency/solutions/60431>

[18] G.W. Garrison, B.L. Cooley, M.M. El Halwagi. Synthesis of Mass-Exchange Networks with Multiple Target Mass-Separating Agents.

[19] T. Gundersen 2013. What is Process Integration? International Process Integration Jubilee Conference

[20] April M. Nelson and Y A. Liu . Hydrogen-Pinch Analysis Made lasu An automated spreadsheet method can quickly help minimize fresh hydrogen consumption while maximizing hydrogen recovery and reuse in petroleum refineries and petrochemical complex CHEI\4ICAL ENGINEERING WWW.CHE,COM JUNE 200

[21] Natural Resources Canada: PINCH ANALYSIS: For the Efficient Use of Energy, Water & Hydrogen Her Majesty the Queen in Right of Canada, 2012

[22] Rajesh JK, Gupta SK, Rangaiah GP, Ray AK. Multi-objective optimization of steam reformer performance using genetic algorithm. Industrial and Engineering Chemistry Research 2000;39:706-717.

Rajesh JK, Gupta SK, Rangaiah GP, Ray AK. Multi-objective optimization of industrial hydrogen plants. Chemical Engineering Science 2001;56:999-1010.

[23] M. K. Oduola T. B. Oguntola Hydrogen pinch analysis of a petroleum refinery as an energy management strategy

[24] Nelson Liu Virginia Poytech Institute

[25] Y.P. Wang, R. Smith, 1994. Wastewater Minimization. Chemical Engineering Science 49 pp. 981-1006.